

# Stink Digs into HISTORY Educators' Guide

Look inside  
for Stink history  
activities that meet  
COMMON CORE  
State Standards!

## Hooray! Hoorah! History!

Stink Moody has a knack for history. Once he dressed up as his favorite president and hero, James Madison, for Mrs. D's class (white wig and all). To outsmart Judy, his know-it-all sister, Stink recites state facts at the drop of a hat. But when Stink's family throws him an UN-Presidents' Day party where he is awarded a medal from his state governor, he knows for sure he is a true history buff.



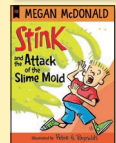





Greetings friends,

Stink Moody is back to help educators and students dive headfirst into history! Zoinks! Filled with book-specific activities aligned to the Common Core State Standards, this guide provides way-cool adventures and learning rolled into one. These Stink-y activities are sure to turn your classroom into a historic bonanza.



CANDLEWICK PRESS  
www.candlewick.com

The Wonderful  
World of Stink!  
Do You Have  
Them All?



# Stink Digs into HISTORY Educators' Guide

## State Factoids

In *Stink: The Incredible Shrinking Kid*, Stink takes home Newton the newt, the class pet, and informs his nosy sister, Judy, that the newt is the state amphibian of New Hampshire. During Stink's Presidents' Day report research, he discovers that every state is associated with some pretty cool facts. Assign each of your students a state and have him or her find out the following information: state bird, state flag, state nickname, state flower, and a notable historical figure from the state. Encourage students to include any additional fun factoids for their state that they find interesting. Ask them to create a state-specific collage using whatever media they'd like—drawings, paintings, magazine photos, online images, and so on. Invite your students to share their state presentations with the class.

## Map Mania


In *Stink and the Great Guinea Pig Express*, Stink and his friends decide to go on a road trip and help find homes for a van full of guinea pigs. As they begin their trip, they check out a map of nearby landmarks. Help your students identify national landmarks and invite them to plan their own virtual road trip. Give each student a map and a list of famous landmarks. Have students research and pick three historical landmarks across the United States. Ask them to put an X on the map wherever one of their landmarks is located and connect the Xs with yarn. Have each student present his or her map and describe the best aspects of each landmark shown. You'll have a classroom full of brainy travelers in no time!

**Electronic Extension:** For a different perspective, have your students look at the landmarks using the Google Maps street view.

## Silly Sport Olympics

In *Stink and the Ultimate Thumb-Wrestling Smackdown*, Stink investigates the oddball sport of thumb wrestling. Divide students into groups of three or four and have each group research the history and origin of some of the wackiest sports around the globe. Instruct the groups to come up with a team name and team color. Hold a Silly Sport Olympics Day for which students wear their team colors and present their sport's rules and history to the class.

**Electronic Extension:** Videotape the Silly Sport Olympics Day with some students acting as news commentators.



## COMMON CORE CONNECTIONS

**Writing:** Research to Build and Present Knowledge: Participate in shared research and writing projects.

**Writing:** Text Types and Purposes: Write informative/explanatory texts in which they introduce a topic, use facts and definitions to develop points, and provide a concluding statement or section.

**Speaking and Listening:**

Comprehension and Collaboration: Recount or describe key ideas or details from a text read aloud or information presented orally or through other media.

## COMMON CORE CONNECTIONS

**Writing:** Research to Build and Present Knowledge: Participate in shared research and writing projects.

**Speaking and Listening:**

Comprehension and Collaboration: Engage effectively in a range of collaborative discussions.

## COMMON CORE CONNECTIONS

**Writing:** Research to Build and Present Knowledge: Participate in shared research and writing projects.

**Speaking and Listening:**

Comprehension and Collaboration: Engage effectively in a range of collaborative discussions.

# Stink Digs into HISTORY Educators' Guide

## Encyclopedia Excellence

One of Stink's hobbies is reading encyclopedias to learn about all his favorite things. Put students into pairs and assign each pair a letter of the alphabet. Have the groups do team research on five historical facts that start with their assigned letter. Combine all the facts in an Amaze-O Alphabet History Collage.



### COMMON CORE CONNECTIONS

**Writing:** Research to Build and Present Knowledge: Participate in shared research and writing projects.

**Writing:** Text Types and Purposes: Write informative/explanatory texts in which they introduce a topic, use facts and definitions to develop points, and provide a concluding statement or section.

### Speaking and Listening:

Comprehension and Collaboration: Recount or describe key ideas or details from a text read aloud or information presented orally or through other media.

### COMMON CORE CONNECTIONS

**Writing:** Research to Build and Present Knowledge: Participate in shared research and writing projects.

**Writing:** Text Types and Purposes: Write informative/explanatory texts in which they introduce a topic, use facts and definitions to develop points, and provide a concluding statement or section.

### Speaking and Listening:

Comprehension and Collaboration: Recount or describe key ideas or details from a text read aloud or information presented orally or through other media.

## Zombie Blast from the Past

Stink's class celebrates Presidents' Day with traditional arts and crafts, but he'd probably like to see *your* class add a zany, spooky twist! Invite students to dress up as their favorite historical character . . . zombified. Have each student write a fact-filled report on his or her historical character, then create a fictional story about how this character became a zombie. Ask students to present their reports to the class while wearing full historical zombie gear.



**Electronic Extension:** Have your students take zombie selfies to post on your class web page or blog.

## Classic Comics

One of Stink's many talents (besides being a superb smeller) is drawing comics. He uses comics as a way to express himself when he feels frustrated, happy, or creative. Assign students a major historical event and give them time to brainstorm. Have them complete a five-frame comic illustrating the event in their own words and pictures. Combine everyone's comics and put them into one gigantic comic book.



**Electronic Extension:** Publish your class's comics online via Snapfish, iPhoto, or Book Creator.

### COMMON CORE CONNECTIONS

**Writing:** Text Types and Purposes: Write informative/explanatory texts in which they introduce a topic, use facts and definitions to develop points, and provide a concluding statement or section.

**Speaking and Listening:** Presentation of Knowledge and Ideas: Add drawings or other visual displays descriptions when appropriate to clarify ideas, thoughts, and feelings.


### Speaking and Listening:

Comprehension and Collaboration: Engage effectively in a range of collaborative discussions.

# Stink Digs into HISTORY Educators' Guide

## Heads-Up History

Spend some time going over a variety of funny facts about the presidents. Provide some facts yourself, then assign each student a president and have everyone find odd facts about their assigned president. Collect these facts into one funny-fact sheet and make multiple copies. Pair your students up and hand each pair a stack of flashcards with names of presidents on them. Start a timer. One student will hold a flashcard on his or her forehead (no peeking!) while the other tries to give clues about the president on the card. Let the clue-giver refer to the funny-fact sheet for help in devising clues.



## COMMON CORE CONNECTIONS

### Speaking and Listening:

Comprehension and Collaboration: Engage effectively in a range of collaborative discussions.

### Speaking and Listening:

Comprehension and Collaboration: Recount or describe key ideas or details from a text read aloud or information presented orally or through other media.

## Technology in the Classroom

Make learning more exciting by integrating technology in your classroom! Any of the assignments in this guide can be uploaded to the Internet, posted on a class web page, or turned into a blog post. Devices such as smart phones, camcorders, and tablets make it easy to record just about anything. Make your class more wired by trying out these Stink-inspired tech-tivities.

- Challenge your students to a Google Maps race. Divide them into pairs and give everyone the names of ten famous landmarks. Challenge the groups to a race to find all the landmarks on Google Maps. Instruct them to keep track of where they have been by taking screenshots of all ten locations in Google Maps street view. After the race, ask students to write an online review of their favorite landmark.
- Have each student dress up as his or her favorite president and take a presidential selfie. Instruct them to upload their selfies to a Hall of Presidents section on your class website or blog.
- After your students learn about a historical event, have them create a video news report about it. Upload these videos to your class website or blog. The videos will be a great resource for students to use to get a quick refresher on the events before exams.

