

Stink HOMEWORK HELPER








Stink Moody is an extraordinary kid who finds himself in wacky situations every day. But when it comes to homework, he is A+ for Awesome, O for Outstanding, and a report-card Hall of Fame All Star.

When you take a page from Stink, homework doesn't have to stink! Look inside to find suggestions for how to make homework a wham-slam-bam success in class and at home. Teachers, parents, and students can all work together to make learning exciting for everyone. Let's get started!



CANDLEWICK PRESS
www.candlewick.com

The Wonderful
World of Stink!
Do You Have
Them All?



Stink HOMEWORK HELPER

Teachers

Help your students develop strong study habits and an enjoyable work routine that they can bring with them to class every day.

- Invite students to decorate homework folders or binders at the start of the year. Have them use these folders throughout the year to stay organized and keep their homework in one place.
- Host Treasure Hunt Homework weeks. Hide word clues on take-home worksheets, and at the end of the week have students put all the clues together to find buried treasure on school property (such as a small bucket of school supplies or books).
- Level homework activities. Impose time limits on assignments and clearly communicate these to parents. There should be a thirty-minute time frame for a majority of assignments, and all students should be encouraged to work at their own pace and level.
- Make homework relatable! Continually encourage students to use real-life examples in their assignments.
- Once or twice a week, give students a chance to separate into homework groups and do an assignment with others.
- Once a month, surprise students with an at-home creative art assignment. Devise a menu of art projects to choose from and let students pick.
- Invite students to participate in an online book-club forum where they discuss the books they are currently reading for fun. Join in on the discussion!



A Treasury of Learning

Throughout the year, make copies of your students' best work. Before the end of the year, compile all the students' work into a Treasury of Learning, then publish or print as a book online using Snapfish, iPhoto, Book Creator, or another online publisher. Be sure to send parents the link to the book so they can order one if they like.

Stink HOMEWORK HELPER

Students

Homework doesn't have to be BOR-ing! Follow these tips and start looking forward to your take-home assignments.

- Use music! Put on your favorite music at a quiet volume while you do your work. If that's too distracting, try coming up with songs or jingles to help you memorize something you're studying.
- Play learning games with flash cards. When you're studying for a test, ask your siblings or parents to play along. Look up variations of flash-card games online to keep things interesting.
- If you read about something you aren't familiar with, look it up! Take that extra step and do some research online at home, or make a note to do it at school the next day.
- Take plenty of breaks. Allow yourself to take a fifteen-minute break every half hour.
- Find a homework buddy and exchange phone numbers. If you miss class, or if you don't understand an assignment and your parents can't help you with it, follow up with your homework buddy.
- Act out your assignments! Invite your whole family to read your books with you using different voices for each character. Add some flair!
- When you finish your work, take a minute to review and get everything packed away for the next day. This will help you stay organized and make your mornings less hectic.
- Disconnect anything you don't need for homework. You'll be better able to concentrate on the task at hand and give your eyes a screen-break if you shut down your devices and get focused.




Stink HOMEWORK HELPER

Parents

Make a difference in your child's classroom success and support lifelong learning by picking up some of these habits.

- Create a homework routine. Encourage your child to sit down at the same time every day to complete his or her tasks.
- Stay inquisitive and interested. Over dinner, discuss homework topics or interesting lessons at school.
- Designate a space in the house that is comfortable and make it the go-to homework place. Stock the workplace with fun supplies, encouraging notes, and plenty of books.
- Avoid using food as a reward for good homework behavior. Instead, offer one bigger end-of-the-month reward, such as a trip to a park, zoo, or museum or the purchase of a new book.
- Create a nook for reading at any time. Make a chair extra comfy, paint a bookshelf with your child, or perhaps add a trendy light to make nighttime reading easier. Mimic your child's behavior and pick up a book to read alongside (or to) him or her in this space.
- Follow the disconnect rule. Keep the TV off; shut down the laptop, tablet, or phone; and spend time listening to your child and helping him or her when needed.
- Incorporate a healthy snack into homework time to help your child stay focused and energetic.
- Create a homework calendar that your child can check off every night when work is completed. Keep your own calendar and take notes on what your child was working on, what struggles he or she faced, and what progress was made.



A Treasury of Learning

Turn all your child's homework assignments into a keepsake book. Save all the essays, reports, stories, poems, and artwork your child creates throughout the school year. Go through everything, choose your favorites, and compile the work into a Treasury of Learning. Publish or print as a book online using Snapfish, iPhoto, Book Creator, or another online publisher.